

# CSC 221: Computer Programming I

Fall 2006

## Objects and classes: a broad view

- software objects, classes, object-oriented design
- BlueJ IDE, compilation & execution, *shapes example*
- method calls, parameters
- data types, object state
- object interaction, *picture example*
- other examples: *Die, SequenceGenerator*

1

## Object-oriented programming

### the *object-oriented* approach to programming:

- solve problems by modeling real-world objects  
e.g., if designing a banking system, model clients, accounts, deposits, ...
- a program is a collection of interacting objects
- in software, objects are created from classes  
*the class describes the kind of object (its properties and behaviors)*  
*the objects represent individual instantiations of the class*

### classes & objects in Alice:

*class:* lighthouse, frog, cow, ... (a variety could be viewed at bottom)  
*object:* frog1, frog2, ... (created by dragging the class icon)  
*properties/fields:* size, color, orientation, ... (could view/alter at bottom left)  
*behaviors/methods:* turn, move, think, ... (could execute by dragging to right)

2

## Class & object examples

REAL WORLD CLASS: automobiles

REAL WORLD OBJECTS: my 2003 Buick Rendezvous, the batmobile, ...

- the class encompasses all automobiles
  - they all have common properties: wheels, engine, brakes, ...
  - they all have common behaviors: can sit in them, start them, accelerate, steer, ...
- each car object has its own specific characteristics and ways of producing behaviors
  - my car is white & seats 7; the batmobile is black & seats 2
  - accelerating with V-6 is different than accelerating with jet engine

class or object?

- student
- Creighton University
- Morrison Stadium
- shoe

3

## Shape classes and objects

a simpler, more abstract example involves shapes

- class: circles
  - what properties do all circles share?*
  - what behaviors do all circles exhibit?*

- objects:

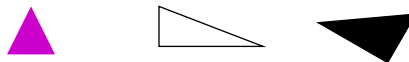


similarly, could define classes and object instances for other shapes

- squares:



- triangles:



4

## BlueJ and software shapes

the BlueJ interactive development environment (IDE) is a tool for developing, visualizing, and debugging Java programs

- BlueJ was developed by researchers at Deakin University (Australia), Maersk Institute (Denmark), and University of Kent (UK)
- supported by Sun Microsystems, the developers of Java
- note that BlueJ does NOT include a Java compiler/interpreter  
must install Sun's Java SDK (software development kit); BlueJ connects to it  
BlueJ includes an editor, debugger, visualizer, documentation viewer, ...

we will start with a visual example in BlueJ: drawing shapes

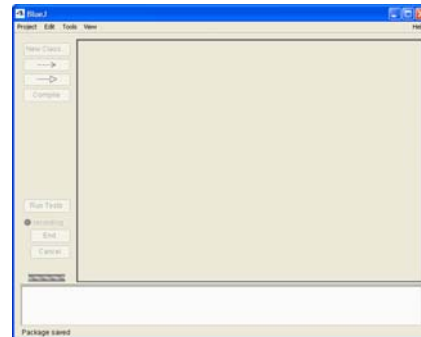
5

## Starting up BlueJ

to start up the BlueJ IDE, double-click on the BlueJ desktop icon

this opens the BlueJ main window

- in order to create and execute a program, must first create or load a *project*
- a project groups together all the files needed to produce a working program



to open an existing BlueJ project

- click on the `Project` heading at the top left
- from the resulting pull-down menu, select `Open Project`
- browse to locate and select the project

6

## Loading the shapes project

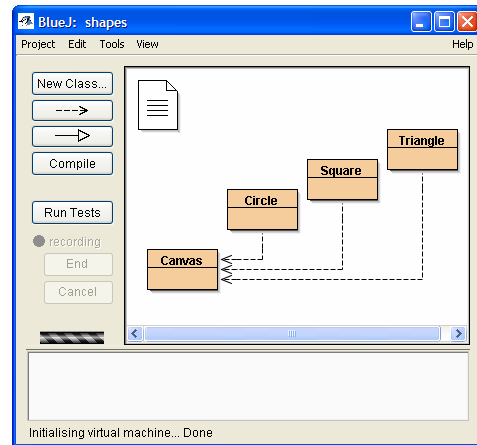
BlueJ comes with a collection of example projects

- click on the Project heading
- select Open Project
- browse to select C: → Program Files → BlueJ → examples → shapes

when a project loads, its classes are shown in a diagram

- here, there are 4 classes
- Canvas represents a painting area (i.e., a scene)
- Circle, Square, and Triangle represent shapes
- the arrows show that the shapes depend upon the Canvas class

corresponds to the class icons across the screen in Alice



7

## Editing and compiling classes

you can view/edit a class definition by double-clicking on its box

- this opens the associated file in the BlueJ editor

before anything can be executed, the classes must be compiled

- recall, the Java compiler translates Java source code into Java byte code
- to compile all classes in a project, click on the Compile button  
(note: non-compiled classes are shaded, compiled classes are not)

**IMPORTANT:** classes don't act, objects do!

- you can't drive the class of all automobiles
- but you can drive a particular instance of an automobile

in order to draw a circle, must create a circle object

- then, can specify properties of that instance (radius, color, position, ...)

8

## Example: creating a circle

right-click on a class to see all the actions that can be applied

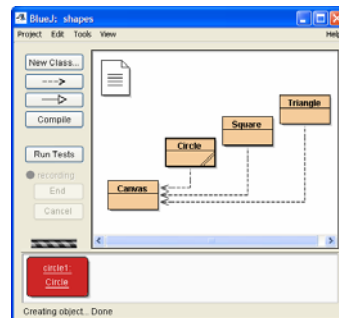
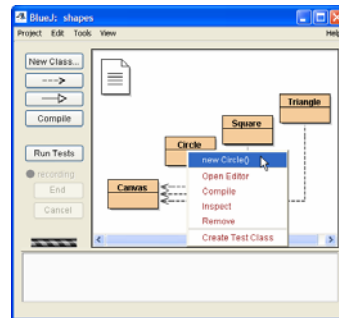
- select `new Circle()` to create a new object
- you will be prompted to specify a name for that object (circle1 by default)

corresponds to dragging the class icon into the scene in Alice

the new Circle object appears as a box at the bottom of the screen

- note: classes and objects look different

EXERCISE: create 2 circles, a square, and a triangle



9

## Applying object methods

can cause objects to act by right-clicking on the object box, then selecting the action

- the actions that objects can perform are called *methods*

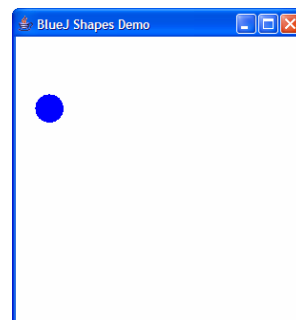
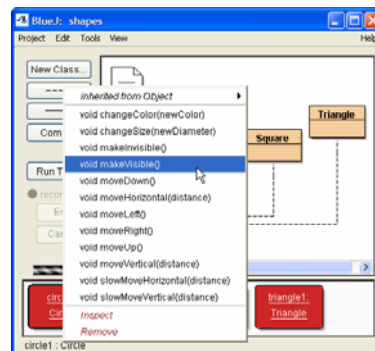
corresponds to dragging the method icon to the script and clicking Play in Alice

- here, `void makeVisible()` opens a Canvas in which the shape is displayed

EXERCISE: make the other shapes visible

EXERCISE: select other methods to change the color and size of objects

EXERCISE: play



10

## Methods and parameters

sometimes an action (i.e., method) requires information to do its job

- the `changeColor` method requires a color ("red", "green", "black", ...)
- the `moveHorizontal` method requires a number (# of pixels to move)
- data values provided to a method are called *parameters*

recall: some methods in Alice required parameters (e.g., move speed & distance)

Java provides for different types of values

- `String` is a sequence of characters, enclosed in double-quotes (e.g., "red")
- `int` is an integer value (e.g., 40)
- `double` is a real value (e.g., 3.14159)
- `char` is a character value (e.g., 'A')
- the parameter to `changeColor` is a `String` representing the new color
- the parameter to `moveHorizontal` is an `int` representing the # of pixels to move

11

## Objects and state

recall that each object has properties and methods associated with it

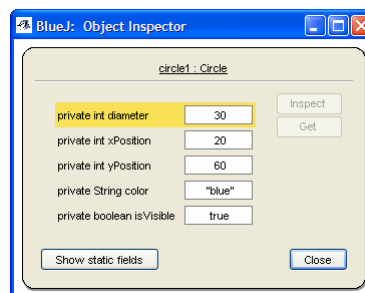
- when you create a `Circle`, it has an initial size, color, position, ...
- those values are stored internally as part of the object
- as methods are called, the values may change
- at any given point, the property values of an object define its *state*

BlueJ enables you to inspect the state of an object

- right-click on the object
- select `Inspect` to see the values of object properties

note: objects of the same class have the same properties, but may have different values

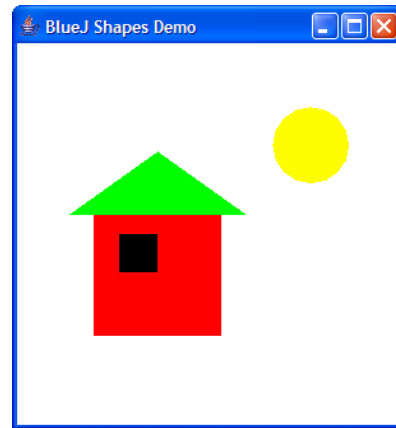
corresponds to viewing the properties of an object at the lower-left in Alice



12

## IN-CLASS EXERCISE

create objects and call the appropriate methods to produce a picture like this



13

## The Picture class

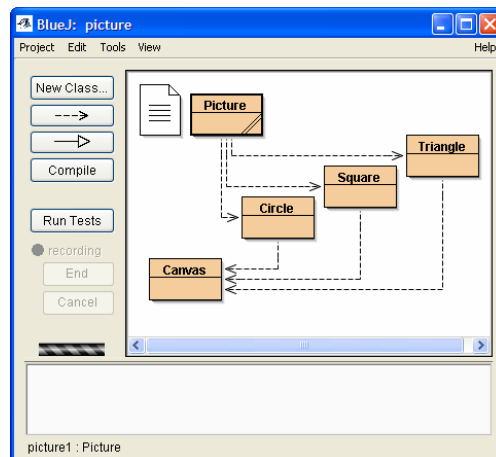
now load the `Picture` project from the examples directory

- the `Picture` class automates the drawing of the house picture
- when the `Draw` method is called on a `Picture` object, the house picture is drawn

corresponds to a scripted scene in Alice

EXERCISE: view the source code of `Picture` by double-clicking on its box

EXERCISE: after the line  
`sun.makeVisible(); add`  
`sun.slowMoveVertical(300);`  
then save (Ctrl-S) and Compile



14

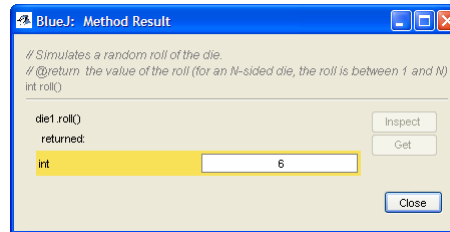
## Class examples: Die & SequenceGenerator

can define a Die class to model different (numeric) dice

- properties shared by all dice: number of sides, number of times rolled
- behaviors/methods shared by all dice: roll it, get # of sides, get # of rolls

the `roll` method generates a random roll and *returns* it

the return value is displayed by BlueJ in a *Method Result window*



the `SequenceGenerator` class similarly returns a random string of letters

- many interesting problems involve decisions based on random values
- we can use an N-sided Die object to select between N alternatives

Singer, PaperSheet, ...