

CSC 321: Data Structures

Fall 2013

- Java review (or What I Expect You to Know from 222)
 - class, object, fields, methods, private vs. public, parameters
 - variables, primitive vs. objects, expressions, if, if-else, while, for
 - object-oriented design: cohesion, coupling
 - String, Math, arrays, ArrayList
 - searching and sorting, algorithm efficiency, recursion
 - interfaces, inheritance, polymorphism
 - GUI building

1

Class structure

```
/**
 * This class models a simple die object,
 * which can have any number of sides.
 * @author Dave Reed
 * @version 8/15/13
 */
public class Die {

    private int numSides;
    private int numRolls;

    /**
     * Constructs a 6-sided die object
     */
    public Die() {
        this.numSides = 6;
        this.numRolls = 0;
    }

    /**
     * Constructs an arbitrary die object.
     * @param sides the number of sides on the die
     */
    public Die(int sides) {
        this.numSides = sides;
        this.numRolls = 0;
    }

    . . .
}
```

a *class* defines a new type of object

- *fields* are variables that belong to the object (and maintain its state)
- typically *private*, so can only be accessed from within the class
- note: "*this*." is optional, but instructive
- *methods* define the actions that can be performed on an object
- typically *public*, so can be called by client code
- note: "*this*." is optional, but instructive
- a *constructor* is a special method that automatically initializes the object when it is created
- can have more than one constructor

2

Class structure (cont.)

```
...
/**
 * Gets the number of sides on the die object.
 * @return the number of sides (an N-sided die can roll 1 through N)
 */
public int getNumberOfSides() {
    return this.numSides;
}

/**
 * Gets the number of rolls by on the die object.
 * @return the number of times roll has been called
 */
public int getNumberOfRolls() {
    return this.numRolls;
}

/**
 * Simulates a random roll of the die.
 * @return the value of the roll (for an N-sided die,
 * the roll is between 1 and N)
 */
public int roll() {
    this.numRolls++;
    return (int)(Math.random()*this.getNumberOfSides() + 1);
}
}
```

a *return statement* specifies the value returned by a call to the method

accessor method: provides access to a private field

mutator method: changes one or more fields

3

public static void main

using the BlueJ IDE, we could

- create objects by right-clicking on the class icon
- call methods on an object by right-clicking on the object icon

the more general approach is to have a separate "driver" class

- if a class has a "public static void main" method, it will automatically be executed
- a `static` method belongs to the entire class, you don't have to create an object in order to call the method

```
public class DiceRoller {
    public static void main(String[] args) {
        Die d1 = new Die();
        Die d2 = new Die();

        int roll = d1.roll() + d2.roll();

        System.out.println("You rolled a " + roll);
    }
}
```

- you can have a `public static void main` method in any class – makes it executable (good for testing purposes)

4

Java variables

variable names consist of letters, digits, and underscores

- must start with a letter (can use underscore, but don't)

naming conventions:

- class names start with a capital letter
 - e.g., `Die`, `String`
- methods, fields, parameters, and local variables start with a lowercase letter
 - e.g., `roll`, `getNumberOfRolls`, `numRolls`, `numSides`, `sides`, `i`
- constants (i.e., final values) are in all capitals
 - e.g., `MAX_SCORE`, `DEFAULT_SIZE`

primitive types are predefined in Java, e.g., `int`, `double`, `boolean`, `char`

```
int num;           double x = 5.8;
num = 0;
```

object types are those defined by classes, e.g., `Die`, `String`

```
Die d8 = new Die(8);
int result = d8.roll();
```

5

Class composition

fields of a class can be instances of other classes

- consider a `Dot` class, to be used in dot race simulations

predefined mathematical ops:

`+`, `-`, `*`, `/`, `%`, `++`, `--`

arithmetic assignments:

`+=`, `-=`, `*=`, `/=`, `%=`

when applied to Strings, `'+'` concatenates

```
public class Dot {
    private Die die;
    private String dotColor;
    private int dotPosition;

    public Dot(String color, int maxStep) {
        this.die = new Die(maxStep);
        this.dotColor = color;
        this.dotPosition = 0;
    }

    public int getPosition() {
        return this.dotPosition;
    }

    public void step() {
        this.dotPosition += this.die.roll();
    }

    public void reset() {
        this.dotPosition = 0;
    }

    public void showPosition() {
        System.out.println(this.dotColor + ": " +
            this.dotPosition);
    }
}
```

6

DotRace class

`final` denotes a *constant* variable

- once assigned a value, it cannot be changed

`static` denotes a class variable

- belongs to the class, is shared by all instances

```
public class DotRace {
    public final static int GOAL = 20;
    public final static int MAX_STEP = 3;

    public static void main(String[] args) {
        Dot redDot = new Dot("RED", MAX_STEP);
        Dot blueDot = new Dot("BLUE", MAX_STEP);

        while (redDot.getPosition() < GOAL && blueDot.getPosition() < GOAL) {
            redDot.step();
            blueDot.step();

            redDot.showPosition();
            blueDot.showPosition();
        }

        if (redDot.getPosition() >= GOAL && blueDot.getPosition() >= GOAL) {
            System.out.println("It is a tie");
        }
        else if (redDot.getPosition() >= GOAL) {
            System.out.println("RED wins!");
        }
        else {
            System.out.println("BLUE wins!");
        }
    }
}
```

if statement (w/ optional else) defines conditional execution

while loop defines conditional repetition

- both driven by a boolean test
- can use relational ops: > >= < <= == !=
- can use logical connectives: && (and), || (or), ! (not)

7

Example: VolleyballSimulator

consider a volleyball simulation in which each team's power ranking determines their likelihood of winning a point

```
public class VolleyballSimulator {
    private Die roller; // Die for simulating points
    private int ranking1; // power ranking of team 1
    private int ranking2; // power ranking of team 2

    /**
     * Constructs a volleyball game simulator.
     * @param team1Ranking the power ranking (0-100) of team 1, the team that serves first
     * @param team2Ranking the power ranking (0-100) of team 2, the receiving team
     */
    public VolleyBallSimulator(int team1Ranking, int team2Ranking) {
        this.roller = new Die(team1Ranking+team2Ranking);
        this.ranking1 = team1Ranking;
        this.ranking2 = team2Ranking;
    }

    /**
     * Simulates a single rally between the two teams.
     * @return the winner of the rally (either "team 1" or "team 2")
     */
    public String playRally() {
        if (this.roller.roll() <= this.ranking1) {
            return "team 1";
        }
        else {
            return "team 2";
        }
    }
    . . .
}
```

8

Example: VolleyballSimulator (cont.)

```
...
/**
 * Simulates an entire game using the rally scoring system.
 * @param winningPoints the number of points needed to win the game (winningPoints > 0)
 * @return the winner of the game (either "team 1" or "team 2")
 */
public String playGame(int winningPoints) {
    int score1 = 0;
    int score2 = 0;
    String winner = "";

    while ((score1 < winningPoints && score2 < winningPoints)
        || (Math.abs(score1 - score2) <= 1)) {
        winner = this.playRally();
        if (winner.equals("team 1")) {
            score1++;
        }
        else {
            score2++;
        }

        System.out.println(winner + " wins the point (" + score1 + "-" + score2 + ")");
    }
    return winner;
}
```

java.lang.Math contains many useful static fields & methods

- Math.PI, Math.E
- Math.abs, Math.sqrt, Math.random

operators: && (and), || (or), ! (not)

short-circuit evaluation

note: always use equals to compare objects, not ==

9

Example: Interactive VolleyballStats

```
import java.util.Scanner;
/**
 * Performs a large number of volleyball game simulations and displays statistics.
 * @author Dave Reed
 * @version 8/15/13
 */
public class VolleyballStats {

    public final static int WINNING_POINTS = 15;
    public final static int NUM_GAMES = 10000;

    public static void main(String[] args) {
        Scanner input = new Scanner(System.in);

        System.out.print("What is the ranking for team 1? ");
        int ranking1 = input.nextInt();
        System.out.print("What is the ranking for team 2? ");
        int ranking2 = input.nextInt();

        VolleyballSimulator sim = new VolleyballSimulator(ranking1, ranking2);
        int teamWins = 0;
        for (int game = 0; game < NUM_GAMES; game++) {
            if (sim.playGame(WINNING_POINTS).equals("team 1")) {
                teamWins++;
            }
        }

        System.out.println("Out of " + NUM_GAMES + " games to " + WINNING_POINTS +
            ", team 1 (" + ranking1 + "-" + ranking2 + ") won: " +
            100.0*teamWins/NUM_GAMES + "%");
    }
}
```

the Scanner class contains methods for reading from the console or a file

- next, hasNext, nextLine, hasNextLine
- nextInt, hasNextInt, nextDouble, hasNextDouble

for loop: neater version of while, for count-driven loops

10

Design issues

cohesion describes how well a unit of code maps to an entity or behavior

in a highly cohesive system:

- each class maps to a single, well-defined entity – encapsulating all of its internal state and external behaviors
- each method of the class maps to a single, well-defined behavior

- leads to code that is easier to read and reuse

coupling describes the interconnectedness of classes

in a loosely coupled system:

- each class is largely independent and communicates with other classes via a small, well-defined interface

- leads to code that is easier to develop and modify

11

Java Strings

the `String` class includes many useful methods (in addition to '+')

<code>int length()</code>	returns number of chars in <code>String</code>
<code>char charAt(int index)</code>	returns the character at the specified index
<code>int indexOf(char ch)</code>	returns index where the specified char/substring
<code>int indexOf(String str)</code>	first occurs in the <code>String</code> (-1 if not found)
<code>String substring(int start, int end)</code>	returns the substring from indices start to (end-1)
<code>String toUpperCase()</code>	returns copy of <code>String</code> with all letters uppercase
<code>String toLowerCase()</code>	returns copy of <code>String</code> with all letters lowercase
<code>boolean equals(String other)</code>	returns true if other <code>String</code> has same value
<code>int compareTo(String other)</code>	returns <i>neg</i> if < other; 0 if = other; <i>pos</i> if > other

ALSO, from the `Character` class:

<code>char Character.toLowerCase(char ch)</code>	returns lowercase copy of <code>ch</code>
<code>char Character.toUpperCase(char ch)</code>	returns uppercase copy of <code>ch</code>
<code>boolean Character.isLetter(char ch)</code>	returns true if <code>ch</code> is a letter
<code>boolean Character.isLowerCase(char ch)</code>	returns true if lowercase letter
<code>boolean Character.isUpperCase(char ch)</code>	returns true if uppercase letter

12

Example: Pig Latin

```
...
public String pigLatin(String word) {
    int firstVowel = this.findVowel(word);

    if (firstVowel <= 0) {
        return word+ "way";
    }
    else {
        return word.substring(firstVowel, word.length()) +
            word.substring(0, firstVowel) + "ay";
    }
}

private boolean isVowel(char ch) {
    String VOWELS = "aeiouAEIOU";
    return (VOWELS.indexOf(ch) != -1);
}

private int findVowel(String str) {
    for (int i = 0; i < str.length(); i++) {
        if (this.isVowel(str.charAt(i))) {
            return i;
        }
    }
    return -1;
}
}
```

13

Java arrays

arrays are simple lists

- stored contiguously, with each item accessible via an index
- must specify content type when declare, size when create
- once created, the size cannot be changed (without copying entire contents)

```
public class DiceStats1 {
    public final static int DIE_SIDES = 6;
    public final static int NUM_ROLLS = 10000;

    public static void main(String[] args) {
        int[] counts = new int[2*DIE_SIDES+1];

        Die die = new Die(DIE_SIDES);
        for (int i = 0; i < NUM_ROLLS; i++) {
            counts[die.roll() + die.roll()]++;
        }

        for (int i = 2; i < counts.length; i++) {
            System.out.println(i + ": " + counts[i] + " ("
                + (100.0*counts[i]/NUM_ROLLS) + "%)");
        }
    }
}
```

14

Java ArrayLists

an `ArrayList` is a more robust, general purpose list of objects

- must specify content type when declare, size is optional (default is 0)
- can be dynamically expanded/reduced; can easily add/remove from middle

common methods:

<code>T get(int index)</code>	returns object at specified index
<code>T add(Object obj)</code>	adds obj to the end of the list
<code>T add(int index, T obj)</code>	adds obj at index (shifts to right)
<code>T remove(int index)</code>	removes object at index (shifts to left)
<code>int size()</code>	removes number of entries in list
<code>boolean contains(T obj)</code>	returns true if obj is in the list

other useful methods:

<code>T set(int index, T obj)</code>	sets entry at index to be obj
<code>int indexOf(T obj)</code>	returns index of obj in the list (assumes obj has an <code>equals</code> method)
<code>String toString()</code>	returns a String representation of the list e.g., "[foo, bar, biz, baz]"

15

Example: Dictionary

one constructor can call another via `this()`

a `Scanner` object can be used to read from a file

- must create a `File` object
- in case the file isn't there, the code is required to catch `FileNotFoundException`

```
try {
    // CODE TO TRY
}
catch (ExceptionType e) {
    // CODE IN CASE IT OCCURS
}
```

```
import java.util.ArrayList;
import java.util.Scanner;
import java.io.File;

public class Dictionary {
    private ArrayList<String> words;

    public Dictionary() {
        this.words = new ArrayList<String>();
    }

    public Dictionary(String filename) {
        this();

        try {
            Scanner infile = new Scanner(new File(filename));
            while (infile.hasNext()) {
                String nextWord = infile.next();
                this.add(nextWord);
            }
        }
        catch (java.io.FileNotFoundException e) {
            System.out.println("FILE NOT FOUND");
        }
    }

    public void add(String newWord) {
        this.words.add(newWord.toLowerCase());
    }

    public boolean remove(String oldWord) {
        return this.words.remove(oldWord.toLowerCase());
    }

    public boolean contains(String testWord) {
        return this.words.contains(testWord.toLowerCase());
    }
}
```

16

ArrayLists & primitives

ArrayLists can only store objects, but Java will automatically box and unbox primitives into *wrapper classes* (Integer, Double, Character, ...)

```
import java.util.ArrayList;

public class DiceStats2 {
    public final static int DIE_SIDES = 6;
    public final static int NUM_ROLLS = 10000;

    public static void main(String[] args) {
        ArrayList<Integer> counts = new ArrayList<Integer>();
        for (int i = 0; i <= 2*DIE_SIDES; i++) {
            counts.add(0);
        }

        Die die = new Die(DIE_SIDES);
        for (int i = 0; i < NUM_ROLLS; i++) {
            int roll = die.roll() + die.roll();
            counts.set(roll, counts.get(roll)+1);
        }

        for (int i = 2; i < counts.size(); i++) {
            System.out.println(i + ": " + counts.get(i) + " ("
                + (100.0*counts.get(i)/NUM_ROLLS) + "%)");
        }
    }
}
```

17

List interface

an *interface* defines a generic template for a class

- specifies the methods that the class must implement
- but, does not specify fields nor method implementations

```
public interface List<T> {
    boolean add(T obj);
    boolean add(int index, T obj);
    void clear();
    boolean contains(Object obj);
    T get(int index);
    T remove(int index);
    boolean remove(T obj);
    T set(int index, T obj);
    int size();
    . . .
}
```

advantage: can define different implementations with different tradeoffs

```
public class ArrayList<T> implements List<T> { ... } // uses array, so direct access
// but must shift when add/remove

public class LinkedList<T> implements List<T> { ... } // uses doubly-linked list, so
// sequential access but easy
// add/remove
```

- so, can write generic code that works on a `List` → either implementation will work

18

Example: Dictionary

polymorphism: the capability of objects to react differently to the same method call

here, can declare the field to be of type `List` (the more generic interface)

- if choose to instantiate with an `ArrayList`, it's methods will be called
- if choose to instantiate with a `LinkedList`, it's methods will be called

this style leads to more general-purpose code

```
import java.util.ArrayList;
import java.util.Scanner;
import java.io.File;

public class Dictionary {
    private List<String> words;

    public Dictionary() {
        this.words = new ArrayList<String>();
    }

    public Dictionary(String filename) {
        this();

        try {
            Scanner infile = new Scanner(new File(filename));
            while (infile.hasNext()) {
                String nextWord = infile.next();
                this.add(nextWord);
            }
        } catch (java.io.FileNotFoundException e) {
            System.out.println("FILE NOT FOUND");
        }
    }

    public void add(String newWord) {
        this.words.add(newWord.toLowerCase());
    }

    public boolean remove(String oldWord) {
        return this.words.remove(oldWord.toLowerCase());
    }

    public boolean contains(String testWord) {
        return this.words.contains(testWord.toLowerCase());
    }
}
```

19

Collections class

`java.util.Collections` provides a variety of static methods on Lists

```
static int binarySearch(List<T> list, T key); // where T is Comparable
static T max(List<T> list); // where T is Comparable
static T min(List<T> list); // where T is Comparable
static void reverse(List<T> list);
static void shuffle(List<T> list);
static void sort(List<T> list); // where T is Comparable
```

since the `List` interface is specified, can make use of polymorphism

- these methods can be called on both `ArrayLists` and `LinkedLists`

```
ArrayList<String> words = new ArrayList<String>();
...
Collections.sort(words);

LinkedList<Integer> nums = new LinkedList<Integer>();
...
Collections.sort(nums);
```

20

Searching an ArrayList

sequential search traverses the list from beginning to end

- check each entry in the list
- if matches the desired entry, then FOUND (return its index)
- if traverse entire list and no match, then NOT FOUND (return -1)

recall: the `ArrayList` class has `indexOf`, `contains` methods

```
public int indexOf(T desired) {
    for(int k=0; k < this.size(); k++) {
        if (desired.equals(this.get(k))) {
            return k;
        }
    }
    return -1;
}

public boolean contains(T desired) {
    return this.indexOf(desired) != -1;
}
```

21

Sequential search: Big-Oh analysis

to represent an algorithm's performance in relation to the size of the problem, computer scientists use *Big-Oh* notation

an algorithm is $O(N)$ if the number of operations required to solve a problem is proportional to the size of the problem

sequential search on a list of N items requires *roughly* N checks (ignoring constants)
→ $O(N)$

[we will revisit the technical definition of Big-Oh later in the course]

for an $O(N)$ algorithm, doubling the size of the problem requires double the amount of work (in the worst case)

- if it takes 1 second to search a list of 1,000 items, then
it takes 2 seconds to search a list of 2,000 items
it takes 4 seconds to search a list of 4,000 items
it takes 8 seconds to search a list of 8,000 items

...

22

Binary search

the `Collections` utility class contains a `binarySearch` method

- `T extends Comparable<? super T>` is UGLY notation
refers to the fact that the class must implement the `Comparable` interface, or if a derived class then one of its parents must

```
public static <T extends Comparable<? super T>> int binarySearch(List<T> items, T desired) {
    int left = 0; // initialize range where desired could be
    int right = items.length-1;

    while (left <= right) {
        int mid = (left+right)/2; // get midpoint value and compare
        int comparison = desired.compareTo(items.get(mid));

        if (comparison == 0) { // if desired at midpoint, then DONE
            return mid;
        }
        else if (comparison < 0) { // if less than midpoint, focus on left half
            right = mid-1;
        }
        else { // otherwise, focus on right half
            left = mid + 1;
        }
    }
    return -1; // if reduced to empty range, NOT FOUND
}
```

23

Binary search: Big-Oh analysis

an algorithm is $O(\log N)$ if the number of operations required to solve a problem is proportional to the logarithm of the size of the problem

- binary search on a list of N items requires *roughly* $\log_2 N$ checks (ignoring constants)
→ $O(\log N)$

for an $O(\log N)$ algorithm, doubling the size of the problem adds only a constant amount of work

- if it takes 1 second to search a list of 1,000 items, then
searching a list of 2,000 items will take time to check midpoint + 1 second
searching a list of 4,000 items will take time for 2 checks + 1 second
searching a list of 8,000 items will take time for 3 checks + 1 second
...

24

Comparison: searching a phone book

Number of entries in phone book	Number of checks performed by sequential search	Number of checks performed by binary search
100	100	7
200	200	8
400	400	9
800	800	10
1,600	1,600	11
...
10,000	10,000	14
20,000	20,000	15
40,000	40,000	16
...
1,000,000	1,000,000	20

to search a phone book of the United States (~320 million) using binary search?

to search a phone book of the world (6.7 billion) using binary search?

25

$O(N^2)$ sorts

a variety of algorithms exist for sorting a list

- *insertion sort* takes one item at a time and inserts it into an auxiliary sorted list
- *selection sort* traverses to find the next smallest, then swaps it into place
- both are $O(N^2)$, so doubling the list size quadruples the amount of work

```
public static <T extends Comparable<? super T>>
    void selectionSort(ArrayList<T> items) {
    for (int i = 0; i < items.size()-1; i++) {           // traverse the list to
        int indexOfMin = i;                             // find the index of the
        for (int j = i+1; j < items.size(); j++) {      // next smallest item
            if (items.get(j).compareTo(items.get(indexOfMin)) < 0) {
                indexOfMin = j;
            }
        }

        T temp = items.get(i);                          // swap the next smallest
        items.set(i, items.get(indexOfMin));            // item into its correct
        items.set(indexOfMin, temp);                    // position
    }
}
```

26

O(N log N) sorts

faster, but more complex sorts exist

- *quick sort* partitions the list around a pivot, then recursively sorts each partition
- *merge sort* recursively sorts each half of the list, then merges the sorted sublists
- both are O(N log N), so doubling the list size increases the work by a little more than double

```
public static <T extends Comparable<? super T>>
    void mergeSort(ArrayList<T> items) {
    mergeSort(items, 0, items.size()-1);
}

private static <T extends Comparable<? super T>>
    void mergeSort(ArrayList<T> items, int low, int high) {
    if (low < high) {
        int middle = (low + high)/2;
        mergeSort(items, low, middle);
        mergeSort(items, middle+1, high);
        merge(items, low, high);
    }
}
. . .
```

note: merging two lists of size N can be done in O(N) steps

27

Recursion

recursion is useful when a task can be broken down into smaller, similar tasks

- functional recursion: a method directly or indirectly calls itself

```
private static <T extends Comparable<? super T>> void
    mergeSort(ArrayList<T> items, int low, int high) {
    if (low < high) {
        int middle = (low + high)/2;
        mergeSort(items, low, middle);
        mergeSort(items, middle+1, high);
        merge(items, low, high);
    }
}
```

key to understanding recursion:

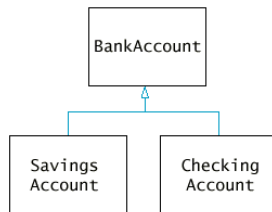
don't think too hard – only 1 level deep!

28

Inheritance

inheritance is a mechanism for enhancing existing classes

- one of the most powerful techniques of object-oriented programming
- allows for large-scale code reuse



- here, a static field is used so that each account has a unique number

```
public class BankAccount {
    private double balance;
    private int accountNumber;
    private static int nextNumber = 1;

    public BankAccount() {
        this.balance = 0;
        this.accountNumber = this.nextNumber;
        this.nextNumber++;
    }

    public int getAccountNumber() {
        return this.accountNumber;
    }

    public double getBalance() {
        return this.balance;
    }

    public void deposit(double amount) {
        this.balance += amount;
    }

    public void withdraw(double amount) {
        if (amount >= this.balance) {
            this.balance -= amount;
        }
    }
}
```

29

Derived classes

```
public class SavingsAccount extends BankAccount
{
    private double interestRate;

    public SavingsAccount(double rate)
    {
        this.interestRate = rate;
    }

    public void addInterest()
    {
        double interest =
            this.getBalance()*this.interestRate/100;
        this.deposit(interest);
    }
}
```

a derived class automatically inherits all fields and methods (but private fields are inaccessible)

- can override existing methods or add new fields/methods as needed

```
public class CheckingAccount extends BankAccount
{
    private int transCount;
    private static final int NUM_FREE = 3;
    private static final double TRANS_FEE = 2.0;

    public CheckingAccount()
    {
        this.transCount = 0;
    }

    public void deposit(double amount)
    {
        super.deposit(amount);
        this.transCount++;
    }

    public void withdraw(double amount)
    {
        super.withdraw(amount);
        this.transCount++;
    }

    public void deductFees()
    {
        if (this.transCount > NUM_FREE) {
            double fees =
                TRANS_FEE*(this.transCount - NUM_FREE);
            super.withdraw(fees);
        }
        this.transCount = 0;
    }
}
```

30

Inheritance & polymorphism

polymorphism applies to classes in an inheritance hierarchy

- can pass a derived class wherever the parent class is expected
- the appropriate method for the class is called

```
public void showAccount(BankAccount acct) {
    System.out.println("Account " + acct.getAccountNumber() + ": $" +
        acct.getBalance());
}

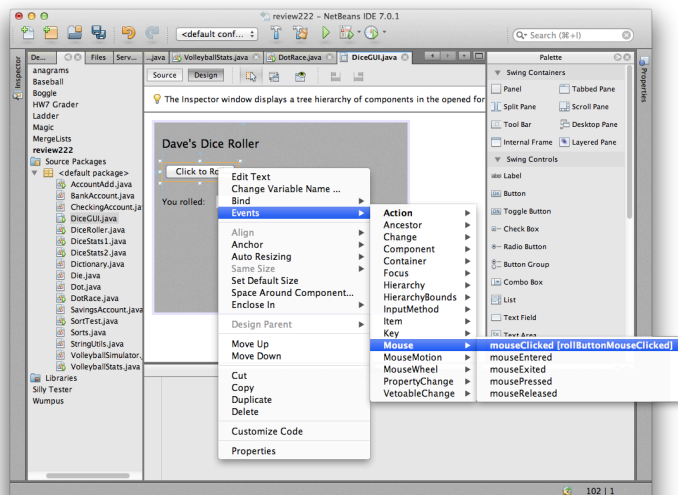
BankAccount acct1 = new BankAccount();
...
showAccount(acct1);

SavingsAccount acct2 = new SavingsAccount();
...
showAccount(acct2);

CheckingAccount acct3 = new CheckingAccount();
...
showAccount(acct3);
```

31

NetBeans GUI builder



can easily create a GUI in NetBeans

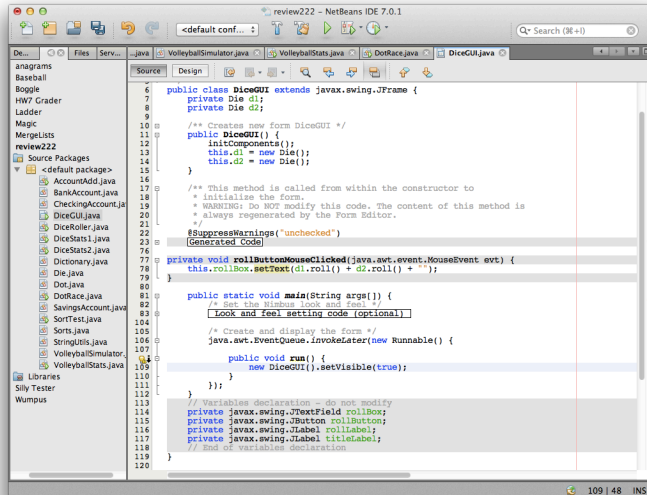
create a JFrame under Swing GUI Form

drag the elements from the Palette and position in the Design frame

you can change the properties of the elements and add an event handler

32

NetBeans GUI builder



```
6 public class DiceGUI extends javax.swing.JFrame {
7     private Die d1;
8     private Die d2;
9
10
11     /** Creates new form DiceGUI */
12     public DiceGUI() {
13         initComponents();
14         this.d1 = new Die();
15         this.d2 = new Die();
16     }
17
18     /** This method is called from within the constructor to
19      * initialize the form.
20      * WARNING: Do NOT modify this code. The content of this method is
21      * always regenerated by the Form Editor.
22      */
23     @SuppressWarnings("unchecked")
24     // Generated Code
25
26
27     private void rollButtonMouseClicked(java.awt.event.MouseEvent evt) {
28         this.rollBox.setText(d1.roll() + d2.roll() + " ");
29     }
30
31
32     public static void main(String args[]) {
33         // See the About dialog box
34         Look and Feel setting code (optional)
35
36         /* Create and display the form */
37         java.awt.EventQueue.invokeLater(new Runnable() {
38             public void run() {
39                 new DiceGUI().setVisible(true);
40             }
41         });
42     }
43
44     // Variables declaration - do not modify
45     private javax.swing.JTextField rollBox;
46     private javax.swing.JButton rollButton;
47     private javax.swing.JLabel rollLabel;
48     private javax.swing.JLabel titleLabel;
49     // End of variables declaration
50 }
```

for each event handler declared in the GUI, a method skeleton is added to the file

you can add fields to the GUI class

initialize those fields in the constructor

then, access those fields within the event handler method