

CSC 533: Programming Languages

Spring 2014

Subprogram implementation

- subprograms (procedures/functions/subroutines)
- subprogram linkage
- parameter passing
- run-time stack

We will focus on C, C++, and Java as example languages

1

Procedural control

any implementation method for subprograms is based on the semantics of subprogram linkage (call & return)

in general, a subprogram call involves:

1. save execution status of the calling program unit
 2. parameter passing
 3. pass return address to subprogram
 4. transfer control to subprogram
- possibly*: allocate local variables, provide access to non-locals

in general, a subprogram return involves:

1. if out-mode parameters or return value, pass back value(s)
2. deallocate parameters, local variables
3. restore non-local variable environment
4. transfer control to the calling program unit

2

Parameters

in most languages, parameters are *positional*

- Ada also provides *keyword* parameters:

```
AddEntry(dbase -> cds, new_entry -> mine);
```

advantage: don't have to remember parameter order
disadvantage: do have to remember parameter names

Ada and C/C++ allow for default values for parameters

C/C++ & Java allow for optional parameters (specify with ...)

```
public static double average(double... values) {  
    double sum = 0;  
    for (double v : values) { sum += v; }  
    return sum / values.length;  
}  
  
System.out.println( average(3.2, 3.6) );  
System.out.println( average(1, 2, 4, 5, 8) );
```

- if multiple parameters, optional parameter must be rightmost **WHY?**

3

Parameter passing

can be characterized by the direction of information flow

in mode: pass by-value

out mode: pass by-result

inout mode: pass by-value-result, by-reference, by-name

by-value (in mode)

- parameter is treated as local variable, initialized to argument value

advantage: safe (function manipulates a copy of the argument)

disadvantage: time & space required for copying

used in ALGOL 60, ALGOL 68

default method in C++, Pascal, Modula-2

only method in C (and, technically, in Java)

4

Parameter passing (cont.)

by-result (out mode)

- parameter is treated as local variable, no initialization
- when function terminates, value of parameter is passed back to argument

potential problems:

```
ReadValues(x, x);
```

```
Update(list[GLOBAL]);
```

by-value-result (inout mode)

- combination of by-value and by-result methods
- treated as local variable, initialized to argument, passed back when done

same potential problems as by-result

used in ALGOL-W, later versions of FORTRAN

5

Parameter passing (cont.)

by-reference (inout mode)

- instead of passing a value, pass an access path (i.e., reference to argument)

advantage: time and space efficient

disadvantage: slower access to values (must dereference), alias confusion

```
void IncrementBoth(int & x, int & y)      |      int a = 5;
{                                          |      IncrementBoth(a, a);
    x++;                                  |
    y++;                                  |
}                                          |
```

requires care in implementation: arguments must be l-values (i.e., variables)

used in early FORTRAN

can specify in C++, Pascal, Modula-2

Java objects look like by-reference

6

Parameter passing (cont.)

by-name (inout mode)

- argument is textually substituted for parameter
- form of the argument dictates behavior
 - if argument is a: variable → by-reference
 - constant → by-value
 - array element or expression → ???

```
real procedure SUM(real ADDER, int INDEX, int LENGTH);
begin
  real TEMPSUM := 0;
  for INDEX := 1 step 1 until LENGTH do
    TEMPSUM := TEMPSUM + ADDER;
  SUM := TEMPSUM;
end;
```

```
SUM(X, I, 100)                    →      100 * X
SUM(A[I], I, 100)                →      A[1] + . . . + A[100]
SUM[A[I]*A[I], I, 100)          →      A[1]2 + . . . + A[100]2
```

- flexible but tricky – used in ALGOL 60, replaced with by-reference in ALGOL 68

7

Parameters in Ada

in Ada, programmer specifies parameter mode

- implementation method is determined by the compiler

in → by-value
out → by-result
inout → by-value-result (for non-structured types)
 → by-value-result *or* by-reference (for structured types)

- choice of inout method for structured types is implementation dependent

DANGER: `IncrementBoth(a, a)` yields different results for each method!

8

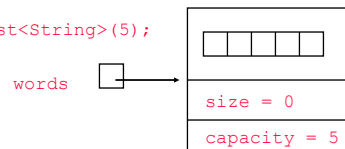
Parameters in Java

parameter passing is by-value, but looks like by-reference for objects

- recall, Java objects are implemented as pointers to dynamic data

```
public void messWith(ArrayList<String> lst)
{
    lst.add("okay");
    . . .
    lst = new ArrayList<String>();
}
```

```
ArrayList<String> words = new ArrayList<String>(5);
messWith(words);
```



when pass an object, by-value makes a copy (here, copies the pointer)
pointer copy provides access to data fields, can change
but, can't move the original

9

Polymorphism

in C/C++ & Java, can have different functions/methods with the same name

- overloaded functions/methods must have different parameters to distinguish

```
public double doStuff(String str) { ... }

public double doStuff(int x) { ... } // OK since param type is different

public int doStuff(String str) { ... } // not OK, since only return differs
```

in C++, can overload operators for new classes

```
bool Date::operator==(const Date & d1, const Date & d2) {
    return (d1.day == d2.day &&
            d1.month == d2.month &&
            d1.year == d2.year);
}
```

- overloaded operators are NOT allowed in Java **RISKS?**

10

Implementing subprograms

- some info about a subprogram is independent of invocation
e.g., constants, instructions
→ can store in static code segment
- some info is dependent upon the particular invocation
e.g., return value, parameters, local variables (?)
→ must store an *activation record* for each invocation

- local variables may be allocated when subprogram is called, or wait until declarations are reached (stack-dynamic)

Activation Record

local variables
parameters
static link
dynamic link
return address

11

Run-time stack

when a subroutine is called, an instance of its activation record is pushed

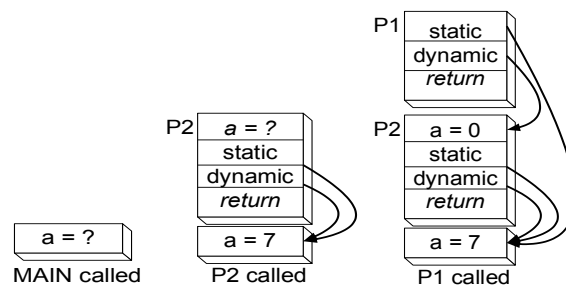
```

program MAIN;
  var a : integer;

  procedure P1;
  begin
    print a;
  end; {of P1}

  procedure P2;
  var a : integer;
  begin
    a := 0;
    P1;
  end; {of P2}

begin
  a := 7;
  P2;
end. {of MAIN}
  
```



when accessing a non-local variable

- follow static links for static scoping
- follow dynamic links for dynamic scoping

12

Run-time stack (cont.)

when a subroutine terminates, its activation record is popped (LIFO behavior)

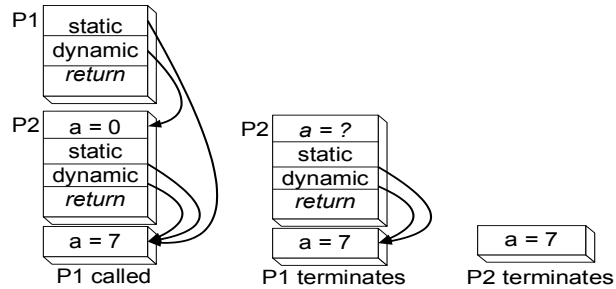
```

program MAIN;
  var a : integer;

  procedure P1;
  begin
    print a;
  end; {of P1}

  procedure P2;
  var a : integer;
  begin
    a := 0;
    P1;
  end; {of P2}

begin
  a := 7;
  P2;
end. {of MAIN}
  
```



when the last activation record is popped,
control returns to the operating system

13

Run-time stack (cont.)

note: the same subroutine may be called from different points in the program

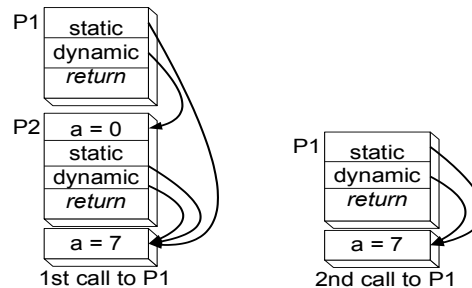
```

program MAIN;
  var a : integer;

  procedure P1;
  begin
    print a;
  end; {of P1}

  procedure P2;
  var a : integer;
  begin
    a := 0;
    P1;
  end; {of P2}

begin
  a := 7;
  P2;
  P1;
end. {of MAIN}
  
```



→ using dynamic scoping, the same variable in a subroutine
may refer to a different addresses at different times

14

In-class exercise

run-time stack?

output using static scoping?

output using dynamic scoping?

```
program MAIN;
  var a : integer;

  procedure P1(x : integer);
    procedure P3;
      begin
        print x, a;
      end; {of P3}
    begin
      P3;
    end; {of P1}

  procedure P2;
    var a : integer;
    begin
      a := 0;
      P1(a+1);
    end; {of P2}

  begin
    a := 7;
    P1(10);
    P2;
  end. {of MAIN}
```

15

Optimizing scoping

naïve implementation:

- if variable is not local, follow chain of static/dynamic links until found

in reality, can implement static scoping more efficiently

- block nesting is known at compile-time, so can determine number of links that must be traversed to reach desired variable
 - can also determine the offset within the activation record for that variable
- can build separate data structure that provides immediate access

can't predetermine # links or offset for dynamic scoping

- subroutine may be called from different points in the same program
- can't even perform type checking statically **WHY NOT?**

16